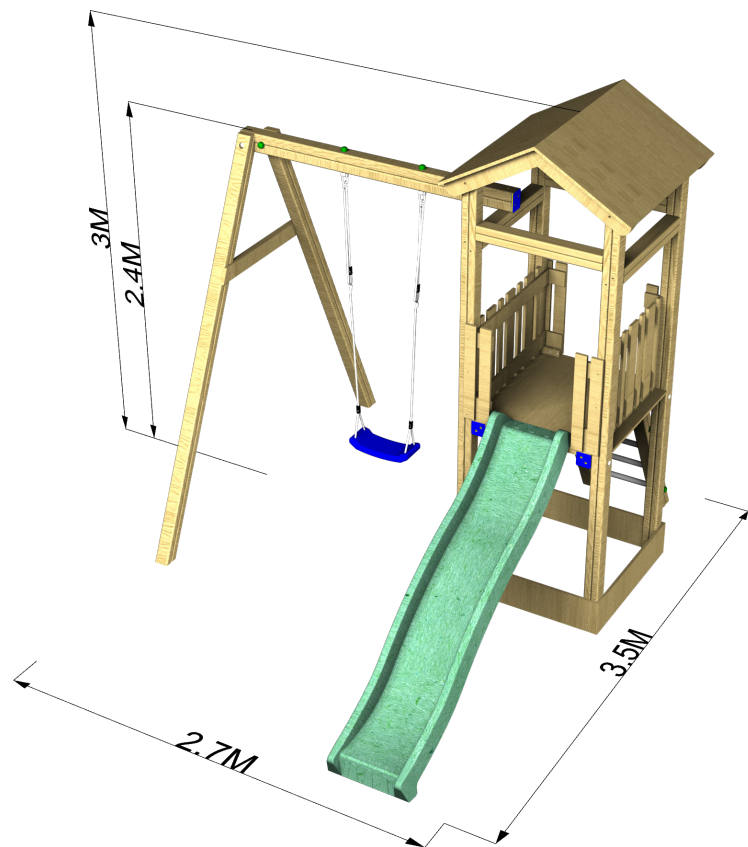
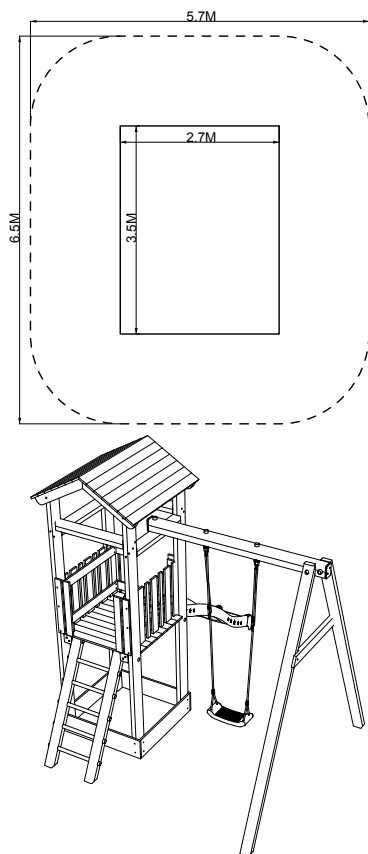


GP222 - THE WILLOW



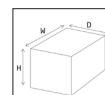
PRICE INCLUDES:

- A Tower System manufactured from pressure treated timber
- A 1.2M Tower Platform and Roof [Part assembled for convenience]
- Flat Swing Seat
- Rung Ladder
- Slide
- Sandpit [sand not included]
- All required fixings
- Ground Anchors
- Full illustrated installation instruction manual

THINGS TO BE AWARE OF:


- For Domestic Use Only
- For Outdoor Use Only
- Maximum User Age: 12 Years
- Maximum load Weight: 70kg
- Maximum Persons per Unit: 3
- Adult Supervision Recommended at all times
- Unit **MUST NOT** be installed onto any hard surface.
- Unit **MUST** be installed onto a flat and level surface
- Unit **MUST** be fixed to the ground prior to use. [Ground Anchors are supplied]

TECHNICAL INFORMATION:



PRODUCT DIMENSIONS

D-3.5M, W-2.7M, H-3M



RECOMMENDED AREA REQUIRED

MINIMUM 1.5M AROUND EQUIPMENT



AGE RANGE

3 - 12 Years



TIME REQUIRED

UP TO 6 HOURS



PERSONS REQUIRED

MINIMUM OF 2 PEOPLE

OPTIONAL EXTRAS:

GRASS MATTING (QTY-4) £180.00

GP222.46 - THE WILLOW GRASS MATS

PLAY SAND £75.00

48.037.72 - 6 BAGS OF PLAY SAND

ROLE PLAY ACCESSORIES £30.00 EACH

PIRATES WHEEL, BINOCULARS, TELESCOPE

